



ATTITUDE

DESIGN FOR LIVING

 **LANDMARK**
CERAMICS



"Contemporary" is a gathering of porcelain tile collections for floors and walls that draws inspiration from modern living trends. Different materials allow for expression with renewed personality the soul of architecture interior design with a new mood. The "Landmark Contemporary" porcelain tiles feature different surface look that coexists together with other materials while the space is decorated with the latest trends and metropolitan characteristics.


A new **landmark** in the ceramic industry

Landmark Ceramics is an American company, based in Tennessee that has set out to research, manufacture and sell top quality porcelain ceramics in North America. Technological innovation, market presence, attention to detail, the welfare of people and the environment, efficient service and a thorough product range make Landmark a new benchmark in the North American market for those who are looking for a reliable partner for any building and architecture project using US made top quality porcelain material.

ATTITUDE

DESIGN FOR LIVING

Inspired by the metropolitan characteristics of cement, Attitude porcelain tiles anticipate exclusive trends for interior design thanks to their soft finish and delicate shades of color. The design project is enhanced by the hexagonal shapes and vintage decorative elements, recovering the tradition of cementine tiles reinterpreting it in a modern way.



LEARN MORE ABOUT



YOUR ESSENTIAL EMOTIONS

In the post-industrial loft the **minimal character** of Attitude underlines every design detail. The feel of the delicate and lived-in surface reveals its versatility in combination with the cutting edge cementine tiles in a contemporary interpretation.

PROJECT
FLOOR DESIGN
Attitude Calm Brown - 24"x24"





The minimal surface meets
amazing cementine tiles
that radiate a delicate
Liberty style.



ORIGINAL ATTITUDE

PROJECT

FLOOR DESIGN

Attitude Calm Brown - 24"x24"

PROJECT
FLOOR DESIGN
Attitude Warm Sand - 12"x24"
WALL DESIGN
Attitude Decò - 8.5"x10"

MINIMAL ATTITUDE

The modern feel is exalted by
hexagonal motifs.



STARTING FROM CREATIVITY

The soft and material surface of Attitude enhances the contemporary space. The creative and industrial character dictates the style of appealing spaces for an original design rich in combinations.

PROJECT

FLOOR DESIGN

Attitude Simply Grey - 24"x24" | 12"x24"

WALL DESIGN

Attitude Simply Grey - 12"x24"





CITYLIFE ATTITUDE



The shades are
reminiscence of industrial
cement with hints of
natural terracotta-cement.

PROJECT

FLOOR DESIGN

Attitude Simply Grey

24"x24" | 12"x24"

WALL DESIGN

Attitude Simply Grey - 12"x24"



TRENDY ATTITUDE

The soft ceramic surface, expressive and delicate, is in perfect harmony with [contemporary style](#).

PROJECT

FLOOR DESIGN


Attitude Dark Grey - 24"x24"



PROJECT
FLOOR DESIGN
Attitude Light White - 24"x24"
Attitude Light White - Warm Sand - Simply Grey - 8.5"x10"

DIFFERENT ATTITUDE

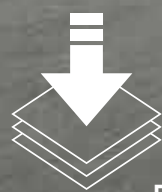
The hexagon pattern creates a fusion between **past and present** planning the living space design of the future.





**FADE
RESISTANT**

stable chromatically
over time



**DOESN'T
BEND**

hard and
compact



**ECO-FRIENDLY
AND SAFE**



**PET
FRIENDLY**

dog and cat
scratch proof



**RESISTANT
TO FROST**

snow and ice
proof



**FLOOR HEAT
FRIENDLY**



**RESISTANT
TO ACID**



**EASY TO
KEEP CLEAN**



NO VOC

volatile organic
compound



**WATER
PROOF**

doesn't
absorb



**FIRE
PROOF**

doesn't burn
or smoke

ATTITUDE

SIZES 24"x24" / 12"x24" / 8.5"x10" / 12"x12"

COLORED BODY PORCELAIN TILE - Rectified Monocaliber

LIGHT WHITE



Available sizes

24"x24"
± 0.35" / 9 mm

12"x24"
± 0.35"

8.5"x10"
± 0.35"

2"x2"

12"x12"
± 0.35"

Color shading

V1

WARM SAND



Available sizes

24"x24"
± 0.35"

24"x24"
FRONTIER20
± 0.8" / 20 mm

12"x24"
± 0.35"

8.5"x10"
± 0.35"

2"x2"

12"x12"
± 0.35"

Color shading

V1

SIMPLY GREY



Available sizes

24"x24"
± 0.35"

24"x24"
FRONTIER20
± 0.8"

12"x24"
± 0.35"

18"x36"
FRONTIER20
± 0.8"

Color shading

V1

8.5"x10"
± 0.35"

2"x2"

12"x12"
± 0.35"

SIZES 24"x24" / 12"x24" / 8.5"x10" / 12"x12"

CALM BROWN



Available sizes

24"x24"
± 0.35" / 9 mm

12"x24"
± 0.35"

2"x2"

12"x12"
± 0.35"

Color shading

V1

DARK GREY



Available sizes

24"x24"
± 0.35"

12"x24"
± 0.35"

2"x2"

12"x12"
± 0.35"

Color shading

V1

The color of tiles printed in this catalog may differ from actual tiles. Tile color reproductions in this catalog are representative only. Slight tone and shade variations are inherent in porcelain tiles. Before selecting a color, we recommend that you contact your local representative, who will provide you with a sample piece of the requested tile.

This porcelain tile product is manufactured with a V1 shade variation. Remember that the amount of color as well as the texture of each piece may vary from tile to tile. Inspect the product immediately upon delivery and select tiles from many boxes during installation to minimize and blend any possible color difference.

Color Shading

V1

UNIFORM APPEARANCE

V2

SLIGHT VARIATION

V3

MODERATE VARIATION

V4


SUBSTANTIAL VARIATION




Light White
Mosaic A 2"x2"
12"x12"




Warm Sand
Mosaic A 2"x2"
12"x12"



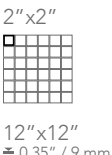
Simply Grey
Mosaic A 2"x2"
12"x12"



Calm Brown
Mosaic A 2"x2"
12"x12"



Dark Grey
Mosaic A 2"x2"
12"x12"



2"x2"
12"x12"
± 0.35" / 9 mm

RECOMMENDED USE

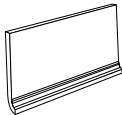
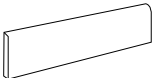
Attitude is recommended for indoor floors, walls, countertops, and outdoor walls in commercial and residential application. The use of Attitude is not recommended for outdoor application or horizontal exterior surfaces. Landmark recommends an offset no greater than 30%, If a staggered pattern is required for tiles of 20" inches or longer.

CARE AND MAINTENANCE

Do not apply any wax or sealer to the product after installation. Regular cleaning is the best way to keep Attitude tiles looking good. Use clean, hot water (add household cleaner for more aggressive cleaning). Rinse thoroughly and dry with a soft cloth to prevent water spots. Please visit [lcusa.com](https://www.lcusa.com). For further information regarding the care and maintenance of Landmark products.








WARRANTY

Landmark guarantees that its products will meet or exceed the performance specifications set out in ANSI A137.1- 2012 and in the performance specifications section of the Landmark general catalog. For more information, please visit our website at [lcusa.com](https://www.lcusa.com).

	COVE BASE  6"x12"	BULLNOSE  3"x24"
LIGHT WHITE	●	●
WARM SAND	●	●
SIMPLY GREY	●	●
CALM BROWN	●	●
DARK GREY	●	●



COLORED BODY PORCELAIN TILE - Rectified Monocaliber

PHYSICAL PROPERTIES	TEST ASTM	NORTH AMERICAN STANDARD A137.1+ / A137.3+	PORCELAIN TILES (REF A137.1)
			RESULTS
 Water absorption *	C373	≤ 0.5%	COMPLY WITH ANSI A137.1
 DCOF Average dynamic coefficient of friction **	ANSI A.326.3	As reported	IW - Interior, Wet
 Skid Resistance	EN 16165 (EX DIN 51097)	-	-
	EN 16165 (EX DIN 51130)		
 Resistance to freeze/thaw cycling *	C1026	As reported	RESISTANT
 Resistance to thermal shock	C484	As reported	RESISTANT
 Warpage (edge)	C485	Warpage ± 0.4% or ± 0.05 in	COMPLY WITH ANSI A137.1
 Warpage (diagonal)	C485	Warpage ± 0.4% or ± 0.07 in	COMPLY WITH ANSI A137.1
 Wedging	C502	± 0.25% or ± 0.03 in	COMPLY WITH ANSI A137.1
 Chemical resistance	C650	As reported	UNAFFECTED
 Resistance to stain	C1378	As reported	UNAFFECTED
 Thickness	C499	Range: 0.04 in	COMPLY WITH ANSI A137.1
 Breaking strength	C648	250 lbf or greater	COMPLY WITH ANSI A137.1
	C1050	2000 lbf	-
 Module of Ropture	C1050	5000 psi	-

* Average values referred to our production and related to the matt finish of the product.

** As far as values relating to the matt finish of the product and to tests carried out by certified external laboratories whose results are available upon request at Headoffice, we are willing to check the lot you are interested in purchasing.

- Be sure to use tiles belonging to the same caliber.
- Test results are available on request.
- The information provided can be subject to change. Please refer to **lcusa.com** for the latest, most accurate and up-to-date information.





Landmark Ceramics - UST, Inc.
1427 N. Main Street
Mount Pleasant, TN 38474

Tel. 931.325.5700

www.lcusa.com

LEARN MORE ABOUT

