



# DECO

W O R L D

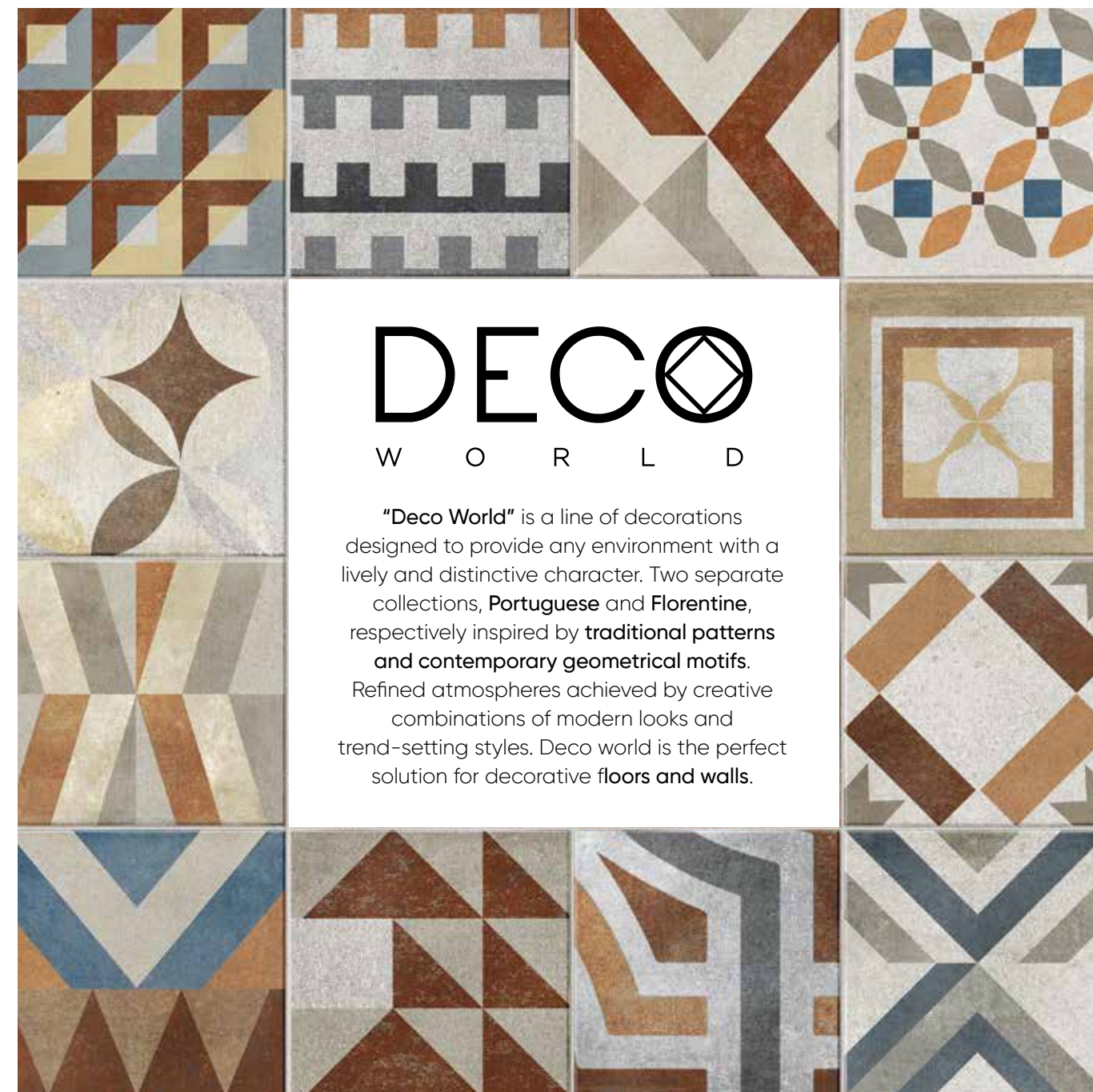
 **LANDMARK**  
CERAMICS



Landmark “Deco” is a gathering of porcelain tile collections drawing inspiration from prestigious historical decorations and whimsical geometrical patterns. Colors and shapes intertwined, weaving charming motifs to create unique environments of contemporary design and unparalleled elegance.

## A new **landmark** in the ceramic industry


Landmark ceramics is an American company, based in Tennessee that has set out to research, manufacture and sell top quality porcelain ceramics in North America, taking advantage of the proven experience of the Gruppo Concorde, an international leader in the sector. Technological innovation, market presence, attention to detail, the welfare of people and the environment, efficient service and a thorough product range make Landmark a new benchmark in the North American market for those who are looking for a reliable partner for any building and architecture project using US made top quality porcelain tiles.






# MODERN INTERIOR DECORATION ACCENTS

## Portuguese



# ECHOES OF A RENEWED TRADITION

## Florentine





# Portuguese


## WHY CHOOSE DECO WORLD

- EASY TO INSTALL
- COST AND TIME SAVING
- AUTHENTIC MAJOLICA AND CEMENTINE LOOKS

# Florentine



The refined elegance and creative allure of **4"x4"** tiles with the ease of installation that comes with a larger 12"x24" format. Carefully researched grout lines to amplify the authentic design of historical looks.



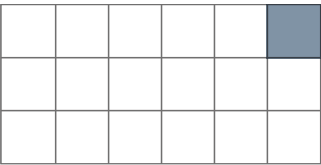
Deco's surfaces faithfully replicate the appeal of small decorative formats, such as **6"x6"**, on convenient and easy-to-install 12"x24" sizes, impossible to tell apart thanks to the thoroughly manufactured grout lines on each tile.



# Portuguese



## NEW CRAFTSMANSHIP CHARM



Inspired by **traditional artisan majolica**, Landmark's Portuguese combines the charm of centuries' old craftsmanship with the modern appeal of contemporary design. The design of Portuguese is inspired by **colorful motifs** of traditional patterns, and **geometrical shapes** of refined and sparkling creativity. Portuguese colors are made out of a **12"x24"** size tile with a dedicated **4"x4"** molded grooves to replicate the ancient shape of precious Portuguese tiles.



**PROJECT**  
FLOOR DESIGN  
True Classic Oak - 8"x40"  
WALL DESIGN  
Portuguese Black&White - 12"x24"





Portuguese

#### PROJECT


FLOOR DESIGN

Vision Dove - 24"x48"

WALL DESIGN

Portuguese Eclectic - 12"x24"

COLORS  
MEET SHAPES



Deco provides a **variety of looks and colors**, ranging from cooler atmospheres of **contemporary design**, to warmer, homely settings. Landmark brings new energy into the world of interior decorations, drawing from motifs of historical significance, to **redefine modern elegance**.





**PROJECT**  
WALL DESIGN  
Portuguese Eclectic - 12"x24"



**PROJECT**  
FLOOR DESIGN  
Portuguese Eclectic - 12"x24"  
Spirit Elegant Oak - 8"x40"  
WALL DESIGN  
Portuguese Eclectic - 12"x24"





**PROJECT**  
FLOOR DESIGN  
Portuguese Azulejos - 12"x24"  
Natural Design Almond - 8"x40"  
WALL DESIGN  
Portuguese Azulejos - 12"x24"



Portuguese



## Portuguese



### PROJECT

FLOOR DESIGN  
Portuguese Golden - 12"x24"  
WALL DESIGN  
Portuguese Golden - 12"x24"



## CREATIVELY VERSATILE



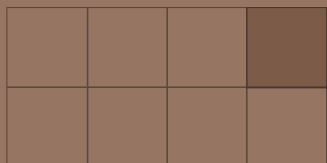
Versatile decorations and colors for unique partitions, decorative **walls** and **floorings**; the ideal choice for contemporary decoration with the superb **performance of porcelain tile**. Perfect for wall and floor coverings of refined homes, shops, cafés, light commercial spaces and just about anywhere you can imagine.



# Florentine



## PERFECT BLEND OF SURFACES



Inspired by handmade **"cementine"** Landmark's Florentine strikes a balance between the allure of **past traditions** and **the appeal of modern living**. Florentine is defined by its diverse color palette, its rich Italian heritage and the unique combinations of historical patterns and geometrical motifs, ultimately redefining the centuries old tradition of decorations. Florentine colors are made out of a **12"x24"** size tile with a special **6"x6"** molded grooves that revisit the distinctive features of cement look tiles.

### PROJECT

#### FLOOR DESIGN

Florentine Mix Cold - 12"x24"

Attitude Simply Grey - 24"x24"

#### WALL DESIGN

Attitude Simply Grey - 24"x24"

Florentine Mix Cold - 12"x24"







# Florentine



## PROJECT

### FLOOR DESIGN

Journey Modern Grey - 8"x40"

Florentine Mix Warm - 12"x24"

### WALL DESIGN

Florentine Mix Warm - 12"x24"



## SHADES OF STYLISH CONTRAST



Florentine lets designer and homeowners create refined combinations of **stylish elegance** by playing with contrasting colors and imaginative mixes of surfaces and patterns. Every color of Florentine is studied to **perfectly blend in with most of the other porcelain tiles collections** made in Landmark.

**PROJECT**  
FLOOR DESIGN  
Florentine Black&White - 12"x24"  
WALL DESIGN  
Florentine Black&White - 12"x24"




Florentine



COLORED BODY PORCELAIN TILE - Rectified Monocaliber

MATT FINISH


SUSTAINABILITY



RECYCLABLE


Tiles can be recycled inside the production process when not fired yet, or once they have finished their life-cycle can be used as compact base material on the contrary many plastic base material such as vinyl cannot.

SUSTAINABILITY



ECO-FRIENDLY AND SAFE


SUSTAINABILITY



ENERGY EFFICIENT

Tile's inherent thermal mass reduces peak heating and cooling, which helps moderate temperature swings in your home.

HEALTH



NATURAL INGREDIENTS

Tile is made of clays and other naturally-occurring minerals and does not contain chemicals with potential adverse health effects (pvc, voc, formaldehyde, plastic etc...)


SAFETY/DURABILITY



SCRATCH AND DENT RESISTANT


Tile is strong, hard and resistant to most type of scratches. Tile also, being an extremely dense material, doesn't fear any denting damage, like many others flooring materials do.

SAFETY/DURABILITY




FADE AND UV RESISTANT

SUSTAINABILITY



FLOOR HEAT FRIENDLY


SUSTAINABILITY



VERY LONG SERVICE LIFE

Tile when properly installed and maintained can last for decades.

SUSTAINABILITY



COST SAVING OVER TIME


Thanks to its long service life and easy maintenance, porcelain tile is very cost effective over time when compared to flooring products that need to be replaced more frequently.

SAFETY/DURABILITY



RESISTANT TO ACID

SAFETY/DURABILITY



WATER PROOF

Tile is very compact and impervious therefore doesn't absorb. With tile you'll never have to worry about water.

SAFETY/DURABILITY



FIRE PROOF

Tile doesn't burn, melt or give off toxic fumes when exposed to fire.

HEALTH



PREVENT BACTERIA GROWTH

Tile is completely inhospitable to bacteria. That means no mold or mildew, and a healthier home for you.

HEALTH



ZERO ALLERGENES

Tile is both hard and impervious therefore inhospitable to dust mites, bacteria, fungi, mold and other irritants.

HEALTH



ZERO SMOKE DEVELOPMENT

Tile never gives off toxic fumes, even when exposed to fire.

SAFETY/DURABILITY



DOESN'T BEND

Tile is hard and compact.

SAFETY/DURABILITY



PET FRIENDLY

Tile is both dog and cat scratch proof.

SAFETY/DURABILITY



RESISTANT TO FROST

Tile is snow and ice proof.


HEALTH



ZERO FORMALDEHYDE

Formaldehyde is known to lead to an increased incidence of asthma. Tile has zero formaldehyde.


HEALTH



ZERO PVC ZERO VOC

Tile is completely PVC and VOC (volatile organic compound) free that means a healthier home for you.

HEALTH



PLASTIC FREE


Tiles are free from any PBM (Plastic Base Material) materials used in vinyl and LVT.

EASY CARE




STAIN RESISTANCE

EASY CARE



EASY TO KEEP CLEAN

VERSATILITY



FLOOR AND WALL

Tile is ideal for both floor and wall application indoor and outdoor.



# Portuguese

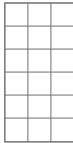
COLORED BODY PORCELAIN TILE - Rectified Monocaliber

SIZE 12"x24"  
MATT FINISH

## PORTUGUESE ECLECTIC



Available size



12"x24"  
MATT  
± 0.35" / 9 mm

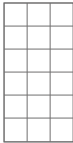
Color shading



## PORTUGUESE BLACK&WHITE



Available size



12"x24"  
MATT  
± 0.35"

Color shading



The color of tiles printed in this catalog may differ from actual tiles. Tile color reproductions in this catalog are representative only. Slight tone and shade variations are inherent in porcelain tiles. Before selecting a color, we recommend that you contact your local representative, who will provide you with a sample piece of the requested tile.

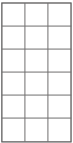
This porcelain tile product is manufactured with a V2 shade variation. Remember that the amount of color as well as the texture of each piece may vary from tile to tile. Inspect the product immediately upon delivery and select tiles from many boxes during installation to minimize and blend any possible color difference.

SIZE 12"x24"  
MATT FINISH

## PORTUGUESE GOLDEN



Available size



12"x24"  
MATT  
± 0.35" / 9 mm

Color shading



## PORTUGUESE AZULEJOS



Available size



12"x24"  
MATT  
± 0.35"

Color shading



Color Shading





# Florentine

COLORED BODY PORCELAIN TILE - Rectified Monocaliber

SIZE 12"x24"

MATT FINISH

## FLORENTINE BLACK&WHITE



### Available size



12"x24"  
MATT  
± 0.35" / 9 mm

### Color shading



## FLORENTINE MIX WARM



### Available size



12"x24"  
MATT  
± 0.35"

### Color shading



The color of tiles printed in this catalog may differ from actual tiles. Tile color reproductions in this catalog are representative only. Slight tone and shade variations are inherent in porcelain tiles. Before selecting a color, we recommend that you contact your local representative, who will provide you with a sample piece of the requested tile.

This porcelain tile product is manufactured with a V2 shade variation. Remember that the amount of color as well as the texture of each piece may vary from tile to tile. Inspect the product immediately upon delivery and select tiles from many boxes during installation to minimize and blend any possible color difference.

SIZE 12"x24"

MATT FINISH

## FLORENTINE MIX COLD



### Available size



12"x24"  
MATT  
± 0.35" / 9 mm

### Color shading



### Color Shading

 V1	 V2	 V3	 V4
UNIFORM APPEARANCE	SLIGHT VARIATION	MODERATE VARIATION	SUBSTANTIAL VARIATION





RECOMMENDED USE

Deco World is recommended for indoor floors, walls, countertops, and outdoor walls in light commercial and residential applications. The use of Deco World is not recommended for outdoor floors. Landmark recommends an offset no greater than 30%, if a staggered pattern is required for tiles of 20” inches or longer. Landmark recommends the use of leveler for a proper installation. Landmark recommends to install Florentine and Portuguese by following the arrow visible in the back of each tile.









CARE AND MAINTENANCE

Do not apply any wax or sealer to the product after installation. Regular cleaning is the best way to keep tiles looking good. Use clean, hot water (add household cleaner for more aggressive cleaning). Rinse thoroughly and dry with a soft cloth to prevent water spots. Please visit [lcusa.com](http://lcusa.com). For further information regarding the care and maintenance of Landmark products.

WARRANTY

Landmark guarantees that its products will meet or exceed the performance specifications set out in ANSI A137.1- 2012 and in the performance specifications section of the Landmark general catalog. For more information, please visit our website at [lcusa.com](http://lcusa.com).



PHYSICAL PROPERTIES	TEST ASTM	NORTH AMERICAN STANDARD A137.1*	RESULTS
 Water absorption *	C373	≤ 0.5%	COMPLY WITH ANSI A137.1
 Resistance to freeze/thaw cycling *	C1026	As reported	RESISTANT
 Warpage (edge)	C485	Warpage ± 0.4% or ± 0.05 in	COMPLY WITH ANSI A137.1
 Warpage (diagonal)	C485	Warpage ± 0.4% or ± 0.07 in	COMPLY WITH ANSI A137.1
 Wedging	C502	± 0.25% or ± 0.03 in	COMPLY WITH ANSI A137.1
 Chemical resistance	C650	As reported	UNAFFECTED
 Breaking strength	C648	250 lbf or greater	COMPLY WITH ANSI A137.1
 Thickness	C499	Range: 0.04 in	COMPLY WITH ANSI A137.1

\* Average values referred to our production and related to the matt finish of the product.  
- Be sure to use tiles belonging to the same caliber.  
- Test results are available on request.  
- Landmark tiles can be slippery when wet. We recommend to make sure that the surface is always dry.  
- The information provided can be subject to change. Please refer to [lcusa.com](http://lcusa.com) for the latest, most accurate and up-to-date information.





**Landmark Ceramics - UST, Inc.**

1427 N. Main Street  
Mount Pleasant, TN 38474

---

Tel. 931.325.5700

[www.lcusa.com](http://www.lcusa.com)

LEARN MORE ABOUT

