



EMOTION

CHARM IS A NATURAL GIFT

 **LANDMARK**
CERAMICS



"Wood" is a gathering of porcelain tile collections that reflect various natural wood essences. Floor and wall surfaces accurately reproduce the touch and look of the natural material matching different interior decoration styles. The authentic texture and feel of natural wood combines with the excellent technical characteristics of Landmark porcelain tile that guarantees optimal performance in every intended use both residential and commercial.

A new **landmark** in the ceramic industry

Landmark Ceramics is an American company, based in Tennessee that has set out to research, manufacture and sell top quality porcelain ceramics in North America. Technological innovation, market presence, attention to detail, the welfare of people and the environment, efficient service and a thorough product range make Landmark a new benchmark in the North American market for those who are looking for a reliable partner for any building and architecture project using US made top quality porcelain tiles.

EMOTION

CHARME IS A NATURAL GIFT

Surfaces that evoke American walnut, spaces that recall the shapes of nature. With Emotion porcelain tiles the space dresses with sober elegance, for floors and walls to which time has given a marked identity. The surface is soft and natural. A slight and imperceptible micro texture evokes the warm feel of wood. Pleasant to the touch, profound atmosphere.

LEARN MORE ABOUT



FREE AND DYNAMIC

The herringbone pattern of installation exalts the natural elegance of wood effect ceramics. The dynamic floor coexists with light and fresh atmospheres, for spaces that have no set rules: intuition blends design elements and surfaces in an exclusive mix.

PROJECT

FLOOR DESIGN

Emotion Sweet Grey - 8"x40"

WALL DESIGN

Charme Graphite Dark - 12"x24"

Charme Veined Statuario - 24"x48"





HARMONIOUS STORIES



The offset and herringbone patterns of installation express the refinement and elegance of wood.

PROJECT

FLOOR DESIGN

Emotion Sweet Grey - 8"x40"

WALL DESIGN

Charme Graphite Dark - 24"x48"





The ceramic wood is suitable for different destinations of use, ensuring an ultra-natural effect.

PERFECT EXPERIENCES

PROJECT

FLOOR DESIGN

Emotion Relax Beige - 8"x40"

WALL DESIGN

Emotion Relax Beige - 8"x40"





The elegance of wood reveals its characteristic to adapt in any space, creating a synergy with other materials.

FULL IMMERSION

PROJECT

FLOOR DESIGN

Emotion Happy Walnut - 8"x40"

WALL DESIGN


Charme Calacatta Gold - 12"x24"





FADE
RESISTANT

stable chromatically
over time



DOESN'T
BEND

hard and
compact



ECO-FRIENDLY
AND SAFE



PET
FRIENDLY

dog and cat
scratch proof



RESISTANT
TO FROST

snow and ice
proof



FLOOR HEAT
FRIENDLY



RESISTANT
TO ACID



EASY TO
KEEP CLEAN



NO VOC

volatile organic
compound



WATER
PROOF

doesn't
absorb



FIRE
PROOF

doesn't burn
or smoke

EMOTION

COLORED BODY PORCELAIN TILE

SIZE 8"x40"

RELAX BEIGE



Available size

8"x40"
± 0.35" / 9 mm

Color shading



HAPPY WALNUT



Available size

8"x40"
± 0.35"

Color shading



The color of tiles printed in this catalog may differ from actual tiles. Tile color reproductions in this catalog are representative only. Slight tone and shade variations are inherent in porcelain tiles. Before selecting a color, we recommend that you contact your local representative, who will provide you with a sample piece of the requested tile.

SIZE 8"x40"

SWEET GREY



Available size

8"x40"
± 0.35" / 9 mm

Color shading



This porcelain tile product is manufactured with a V2 shade variation. Remember that the amount of color as well as the texture of each piece may vary from tile to tile. Inspect the product immediately upon delivery and select tiles from many boxes during installation to minimize and blend any possible color difference.

Color Shading

V1

UNIFORM APPEARANCE

V2


SLIGHT VARIATION

V3

MODERATE VARIATION

V4

SUBSTANTIAL VARIATION

	COVE BASE
	<div><div>6"x12"</div></div>
RELAX BEIGE	<div><div></div></div>
HAPPY WALNUT	<div><div></div></div>
SWEET GREY	<div><div></div></div>



RECOMMENDED USE

Emotion is recommended for indoor floors, walls, countertops, and outdoor walls in commercial and residential application. The use of Emotion is not recommended for outdoor application or horizontal exterior surfaces. Landmark recommends an offset no greater than 30%, If a staggered pattern is required for tiles of 20" inches or longer. Landmark recommends the use of leveler for a proper installation.

CARE AND MAINTENANCE

Do not apply any wax or sealer to the product after installation. Regular cleaning is the best way to keep Emotion tiles looking good. Use clean, hot water (add household cleaner for more aggressive cleaning). Rinse thoroughly and dry with a soft cloth to prevent water spots. Please visit [lcusa.com](https://www.lcusa.com). For further information regarding the care and maintenance of Landmark products.

WARRANTY












Landmark guarantees that its products will meet or exceed the performance specifications set out in ANSI A137.1- 2012 and in the performance specifications section of the Landmark general catalog. For more information, please visit our website at [lcusa.com](https://www.lcusa.com).



EMOTION

COLORED BODY PORCELAIN TILE

TILE PERFORMANCE DATA

PHYSICAL PROPERTIES	TEST ASTM	NORTH AMERICAN STANDARD A137.1*	RESULTS
 Water absorption *	C373	≤ 0.5%	COMPLY WITH ANSI A137.1
 DCOF Average dynamic coefficient of friction **	ANSI A.326.3	As reported	IW - Interior, Wet
 Resistance to freeze/thaw cycling *	C1026	As reported	RESISTANT
 Resistance to thermal shock	C484	As reported	RESISTANT
 Warpage (edge)	C485	Warpage ± 0.75% or ± 0.09 in	COMPLY WITH ANSI A137.1
 Warpage (diagonal)	C485	Warpage ± 0.5% or ± 0.08 in	COMPLY WITH ANSI A137.1
 Wedging	C502	± 0.5% or ± 0.08 in	COMPLY WITH ANSI A137.1
 Chemical resistance	C650	As reported	UNAFFECTED
 Resistance to stain	C1378	As reported	UNAFFECTED
 Breaking strength	C648	250 lbf or greater	COMPLY WITH ANSI A137.1
 Thickness	C499	Range: 0.01 in	COMPLY WITH ANSI A137.1

* Average values referred to our production and related to the matt finish of the product.

** As far as values relating to the matt finish of the product and to tests carried out by certified external laboratories whose results are available upon request at Headoffice, we are willing to check the lot you are interested in purchasing.

- Be sure to use tiles belonging to the same caliber.

- Test results are available on request.

- Landmark tiles can be slippery when wet. We recommend to make sure that the surface is always dry.

- The information provided can be subject to change. Please refer to **lcusa.com** for the latest, most accurate and up-to-date information.





Landmark Ceramics - UST, Inc.
1427 N. Main Street
Mount Pleasant, TN 38474

Tel. 931.325.5700

www.lcusa.com

LEARN MORE ABOUT

