

A modern, minimalist interior space with large floor-to-ceiling windows offering a view of a city skyline. The room features a mix of contemporary furniture, including a light-colored sofa with brown cushions, armchairs, and a dining area with a curved white railing. The ceiling has a grid of recessed lights, and the floor is a dark, polished material.

essence

TWO SOULS, ONE AMERICAN TRADITION

 **LANDMARK**
CERAMICS



"Stone" is a gathering of porcelain tile collections that are inspired by different natural stones. Amazing surfaces for floors and walls that recall the shades of the natural material enhancing architecture and design with character and intense elegance. The excellent technical characteristics of Landmark porcelain tile guarantees optimal performance in every intended use both residential and commercial.

A new **landmark** in the ceramic industry

Landmark Ceramics is an American company, based in Tennessee that has set out to research, manufacture and sell top quality porcelain ceramics in North America. Technological innovation, market presence, attention to detail, the welfare of people and the environment, efficient service and a thorough product range make Landmark a new benchmark in the North American market for those who are looking for a reliable partner for any building and architecture project using US made top quality porcelain material.

A white line-art architectural sketch of a modern, multi-story building with large windows and a flat roof, set against a dark, textured background.

essence

TWO SOULS, ONE AMERICAN TRADITION

Essence captures the spirit of natural slate, a sedimentary rock renowned for its aesthetics and importance in American architecture. The collection embodies two distinctive personalities, one featuring a tone-on-tone graphic and the other, an enriched pattern, to design a total stone look for both indoor and outdoor applications.

The inspiration.

The double essence of slate stone: Refined and Vibrant.

Essence offers two distinct personalities that are suitable for any environment: Essence Refined, with a deep monochromatic color, and Essence Vibrant, that conveys a multicolored look.



Traditional material meets contemporary architecture.

Intense backgrounds crossed by tone-on-tone and contrasting shades bridge the gap between traditional materials and contemporary architecture.

The authenticity of nature, the power of porcelain.

Unparalleled beauty, rich texture, and distinctive appearance. Essence combines the qualities of natural slate with the superior performance of porcelain.



Natural appeal for superior performance.

Landmark's porcelain brings the natural slate texture to a new level of performance: durability, easy maintenance, and environmentally friendly all at one.

The project.



Porcelain tiles and grip tiles for architecture, interior and exterior design.

Porcelain tiles and grip tiles ensure superior technical properties providing continuity in look, from a dry to a wet area, outdoors as well as indoors.

Decorative mosaic shapes to boost design creativity.

Porcelain mosaics enhance Essence with a choice of colors, shapes, and textures to enrich spaces with a balance between architecture, personality, and elegance.



In&out continuity thanks to 20mm thickness porcelain pavers.

Matching 20 mm porcelain pavers from Frontier20 allow in & out transitions for a total look style.

Modern 3D surfaces for wall design.

A tridimensional combed porcelain veneer finish with linear surface scratches can be used over walls to decorate any space, bringing the skillful tradition of toolmaking into contemporary design.




The project.

The refined soul: monochromatic appeal with unexpected touch.

Essence Refined dives into the world of slate with monochromatic color appearances, ranging from deep natural dark to solid white. Three of the colors are inspired by colors and shades commonly found in nature in the northeastern region of the United States. The white color was finally added to enrich the collection with a unique architectural touch.

essence
REFINED



Montauk Black

Montauk Dark


Montauk Grey

Montauk White

essence
VIBRANT

The vibrant soul: lively colored surfaces for contemporary design.

Essence Vibrant captures the color variations of slates commonly found in the South-West of the United States. These stones are known for a distinct visual appeal and strong color personalities, blending traditional charm with contemporary aesthetics.



Mariposa Slate

California Gold

Rustic Gold

The range.

essence
REFINED

essence
VIBRANT

The range.



essence REFINED

Harmony of homogeneous hues.

Essence Refined showcases the famous look of New York and Vermont slate. Four monochromatic color options feature the typical layered texture with subtle surface waves and a 3D decorative option for both indoor and outdoor applications.



Montauk Black

essence
REFINED

A faithful reproduction of the darkest natural slate, capturing the enchanting depths of the American Northeast region. Intense colors, slight variations, and eye-catching pigmentation grant the surface status as a true gem in the stone look world.

Storytelling in the Luxury Industry : Narrative as a Tool for Experiential Branding



3 & 2





PROJECT
INDOOR FLOOR DESIGN
Essence Refined Montauk Black - 24"x48"

Contemporary exclusivity.

Deep, tone-on-tone shades exude elegance, offering exclusivity to contemporary American-style settings. This rich hue creates a sophisticated look and provides a perfect canvas for a modern and distinctive commercial space.



PROJECT
INDOOR FLOOR DESIGN
Essence Refined Montauk Black - 24"x48" - 12"x48"
COUNTER DESIGN
Essence Refined Montauk Black - 24"x48"



PROJECT

OUTDOOR FLOOR DESIGN

Frontier20 Montauk Grey - 12"x12" - 24"x48"

Frontier20 Montauk Black - 24"x48" - 12"x48" - 12"x24" - 12"x12"

Frontier20 Montauk Grey Trim Pieces

WALL DESIGN

Veneer World Atelier Combed Essence Montauk Grey - 12"x24"

Veneer World Atelier Combed Essence Montauk Black - 12"x24"

Veneer World Pro LedgeStone Ridge Grey - 6"x24"

FIREPIT DESIGN

Veneer World Pro LedgeStone Ridge Grey - 6"x24"

New
tradition.

Essence captures the spirit of the American architecture by incorporating its distinctive textures and appearance into contemporary commercial spaces, thanks to the superior quality of Landmark's porcelain.



Montauk Dark

essence
REFINED

The dark charm of natural slate embodied in a surface with high technical performances, Montauk Dark is an extraordinary mix of charcoal grays, a color palette popular in modern interior and landscape design.





PROJECT

INDOOR FLOOR DESIGN

Essence Refined Montauk Dark - 12"x24"

Essence Refined Montauk Grey - 24"x48"

Essence Refined Montauk Grey Mosaic D - 12"x10"

WALL DESIGN

Veneer World Atelier Combed Essence Montauk Grey - 12"x24"

COUNTER DESIGN

Essence Refined Montauk Grey - 24"x48"



ESSENCE

PROJECT
INDOOR FLOOR DESIGN
Essence Refined Montauk Dark - 12"x24"
Essence Refined Montauk Grey - 24"x48"
Essence Refined Montauk Grey Mosaic D - 12"x10"



PROJECT
INDOOR FLOOR DESIGN
Essence Refined Montauk Dark - 12"x24"
Essence Refined Montauk Grey - 24"x48"
Essence Refined Montauk Grey Mosaic D - 12"x10"
WALL DESIGN
Veneer World Atelier Combed Essence Montauk Grey - 12"x24"
COUNTER DESIGN
Essence Refined Montauk Grey - 24"x48"

Natural harmony.

Essence provides an American natural slate look suitable for comprehensive applications in commercial areas. Matching surfaces allow spaces to be separated with a smooth color contrast.

Montauk Grey

essence
REFINED

A lighter gray shade inspired by sedimentary rock layers that defines a solid and durable surface. It is the perfect fit for every ambiance seeking for an elegant and refined material that complements the project with everlasting class.





PROJECT

- OUTDOOR FLOOR DESIGN
 - Frontier20 Montauk White - 24"x48"
 - Frontier20 Montauk White Grip Stair Tread - 12"x48"
 - Frontier20 Montauk White Riser - 6"x48"
 - Frontier20 Montauk Grey - 24"x48"
- FLOWER BEDS DESIGN
 - Veneer World Pro Ledgestone Ridge White - 6"x24"
- INDOOR FLOOR DESIGN
 - Essence Refined Montauk White Grip - 12"x24"
- SQUARE FIREPIT DESIGN
 - Veneer World Pro Ledgestone Ridge White - 6"x24"
- OUTDOOR WALL DESIGN
 - Veneer World Pro Ledgestone Ridge White - 6"x24"
 - Veneer World Atelier Combed Montauk White - 12"x24"



The authentic American look.

A lighter gray shade inspired by sedimentary rock, playing in between the Vermont Slate and the Pennsylvania Blue, providing a durable and resistant surface.



Montauk White

essence
REFINED

A light-toned surface with a neutral blend of warm whites and shades of ivory brightens up any room, adding great atmosphere. Montauk White can be used alone for a total look or combined with the other colors of the collection to add a touch of light to every project.

LINE



PROJECT

INDOOR FLOOR DESIGN

Essence Refined Montauk White - 12"x24" - 24"x48"

OUTDOOR FLOOR DESIGN

Essence Refined Montauk White Grip - 12"x24"

WALL DESIGN

Essence Refined Montauk White Mosaic Chevron 3D - 8"x12"

Veneer World Pro Ledgestone Ridge Beige - 6"x24"

Veneer World Atelier Combed Montauk White - 12"x24"

Dynamic combinations.

Alternating trapezoidal tiles with a smooth and combed double finish create movement and dynamism on the wall. A geometric pattern expands design solutions with an appealing decoration.

PROJECT
WALL DESIGN
Essence Refined Montauk White Mosaic Chevron 3D - 8"x12"





Interior fusion.

Cozy shades inspired by natural slate create a refined space in contemporary residential projects. Wall and floor formats allow for a total look style, seamless between interior and exterior.





PROJECT

OUTDOOR FLOOR DESIGN
Frontier20 Montauk White - 24"x48"
Frontier20 Montauk White Trim Pieces
FLOWER BEDS DESIGN
Veneer World Pro LedgeStone Ridge White - 6"x24"
INDOOR FLOOR DESIGN
Essence Refined Montauk White Grip - 12"x24"
OUTDOOR WALL DESIGN
Veneer World Atelier Combed Montauk White - 12"x24"

Timeless strength.

20 mm porcelain pavers guarantee the highest performance. Essence maintains its delicate tone-on-tone color variations over time, withstanding all weather conditions and without fear of weather or fire, as well as everyday chemicals.



- PROJECT**
OUTDOOR FLOOR DESIGN
Frontier20 Montauk White - 24"x48"
Frontier20 Montauk Grey - 24"x48"
STEP DESIGN
Frontier20 Montauk White Trim Pieces
FLOWER BEDS DESIGN
Veneer World Pro Ledgestone Ridge White - 6"x24"
INDOOR FLOOR DESIGN
Essence Refined Montauk White Grip - 12"x24"
FIREPIT DESIGN
Veneer World Pro Ledgestone Ridge White - 6"x24"
OUTDOOR WALL DESIGN
Veneer World Pro Ledgestone Ridge White - 6"x24"
INDOOR WALL DESIGN
Essence Refined Montauk White Mosaic A - 12"x12"



- PROJECT**
OUTDOOR FLOOR DESIGN
Frontier20 Montauk White - 24"x48"
Frontier20 Montauk White Trim Pieces
INDOOR FLOOR DESIGN
Essence Refined Montauk White Grip - 12"x24"
POOL STEP DESIGN
Frontier20 Montauk White Trim Pieces
OUTDOOR WALL DESIGN
Veneer World Pro Ledgestone Ridge White - 6"x24"
Veneer World Atelier Combed Montauk White - 12"x24"
INDOOR WALL DESIGN
Essence Refined Montauk White Mosaic A - 12"x12"

Atelier Combed

VENEER
WORLD

essence
REFINED

Atelier Combed introduces a new decorative solution within Landmark's Veneer World: a 3D texture characterized by bold grooves. The linear striations along with the interplay of shadows and light evoke the essence of traditional handcrafted tooled surface to showcase a combination of natural and geometric elements for a distinctive visual appeal.



Montauk White

Grooved spirit.

Combed shows a mix of natural and geometric scratches, obtaining a distinctive and captivating final effect. This combination beautifully blends elegance with the skillful tradition of three-dimensionality. The result is a meticulously crafted finish.



PROJECT
WALL DESIGN

Veneer World Pro LedgeStone Ridge Beige - 6"x24"
Veneer World Atelier Combed Montauk White - 12"x24"



ESSENCE

Montauk Black

PROJECT

OUTDOOR FLOOR DESIGN

Frontier20 Montauk Black - 12"x48" - 12"x12"

WALL DESIGN

Veneer World Atelier Combed Essence Montauk Black - 12"x24"

FIREPIT DESIGN

Veneer World Pro Ledgestone Ridge Grey - 6"x24"

Montauk Grey

PROJECT

WALL DESIGN

Veneer World Atelier Combed Essence Montauk Grey - 12"x24"

COUNTER DESIGN

Essence Refined Montauk Grey - 24"x48"





essence
VIBRANT

Layered polychromy.

Essence Vibrant is a journey into the heart of American architecture. With bright contrasting colors and foliated surfaces, the rich heritage of Southwestern slates is brought to life to add to any space a bold personality and striking natural effects.

California Gold

essence
VIBRANT

A timeless natural slate look, with brilliant hints of rust and gold, set against a wide array of base charcoal field colors. Its stunning visual appeal makes California Gold a perfect choice to infuse a touch of tradition into any contemporary design projects.





PROJECT

FLOOR DESIGN

Essence Vibrant California Gold - 12"x24"

Essence Vibrant California Gold Mosaic A - 12"x12"

WALL DESIGN

Essence Vibrant California Gold - 3"x12"



ESSENCE

PROJECT
 INDOOR FLOOR DESIGN
 Essence Vibrant California Gold - 12"x24"
 OUTDOOR FLOOR DESIGN
 Frontier20 California Gold - 24"x24"
 INDOOR WALL DESIGN
 Essence Vibrant California Gold - 3"x12"
 OUTDOOR WALL DESIGN
 Veneer World Pro LedgeStone Canyon Summer - 6"x24"



PROJECT
 INDOOR FLOOR DESIGN
 Essence Vibrant California Gold - 12"x24"
 Essence Vibrant California Gold Mosaic A - 12"x12"
 WALL DESIGN
 Essence Vibrant California Gold - 3"x12"

Bold heritage.

In a residential space inspired by traditional American architecture, contrasting shades create an intense and elegant atmosphere. The new 3x12 rectangular tiles installed on the walls provide a refined counterpoint.



PROJECT

OUTDOOR FLOOR DESIGN

Frontier20 California Gold - 24"x24" - 12"x24" - 12"x12"

Frontier20 California Gold Trim Pieces

WALL DESIGN

Essence Vibrant California Gold - 3"x12"

COUNTER DESIGN

Essence Vibrant California Gold - 3"x12"

Home
oasis.

Natural slate colors and graphics create a lush and private retreat in residential projects. Landmark F20 Porcelain is the perfect choice for outdoor environments, from gardens to poolside areas, as it is durable, resistant, waterproof and extremely safe.



PROJECT
OUTDOOR FLOOR DESIGN
Frontier20 California Gold - 24"x24" - 12"x24" - 12"x12"
Frontier20 California Gold Trim Pieces
WALL DESIGN
Essence Vibrant California Gold - 3"x12"

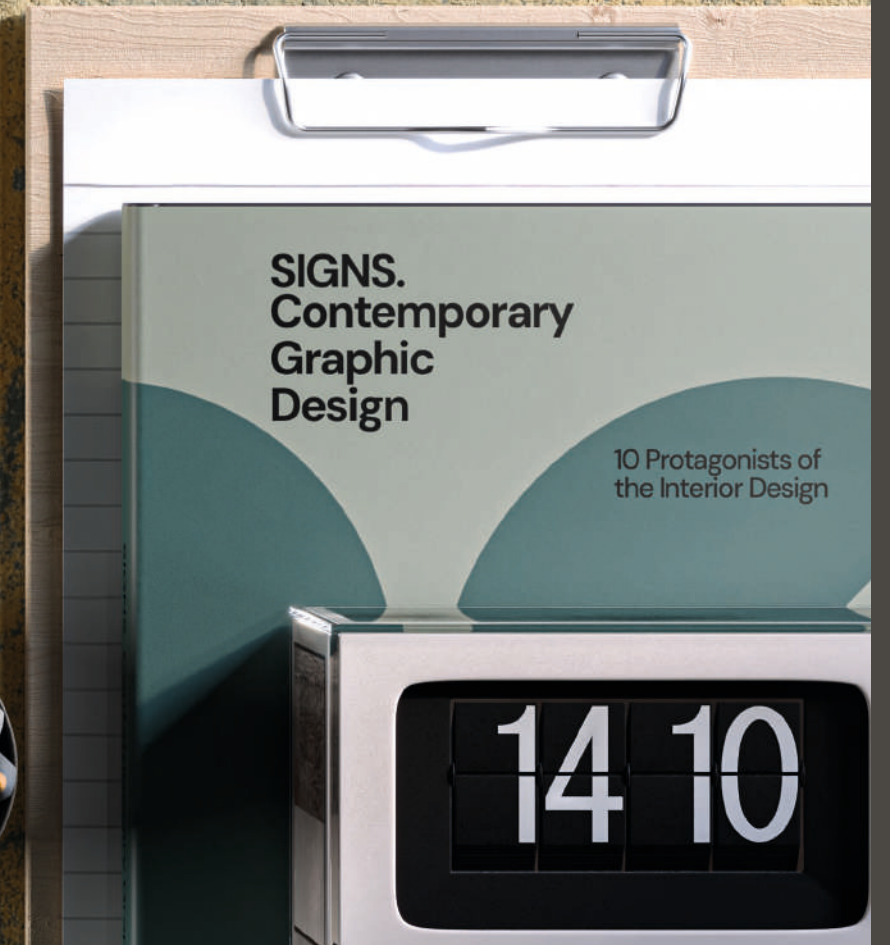


PROJECT
OUTDOOR FLOOR DESIGN
Frontier20 California Gold - 24"x24" - 12"x24" - 12"x12"
Frontier20 California Gold Trim Pieces
WALL DESIGN
Essence Vibrant California Gold - 3"x12"
COUNTER DESIGN
Essence Vibrant California Gold - 3"x12"

Rustic Gold

essence
VIBRANT

A unique blend of colors with a captivating mix of dark grays, various shades of beige, rust and gold, lively oranges, shimmering golds, and rich browns. Rustic Gold is a versatile choice that fits a wide range of settings, both in commercial and residential spaces that convey the heritage of the American Stone into a modern architecture.





PROJECT

INDOOR FLOOR DESIGN

Essence Vibrant Rustic Gold - 12"x24"

Essence Vibrant Rustic Gold Mosaic A - 12"x12"

OUTDOOR FLOOR DESIGN

Frontier20 Rustic Gold - 24"x24" - 12"x24" - 12"x12"

OUTDOOR WALL DESIGN

Veneer World Pro LedgeStone Canyon Summer - 6"x24"



PROJECT

INDOOR FLOOR DESIGN

Essence Vibrant Rustic Gold - 12"x24"

Essence Vibrant Rustic Gold Mosaic A - 12"x12"

OUTDOOR FLOOR DESIGN

Frontier20 Rustic Gold - 24"x24" - 12"x24" - 12"x12"



PROJECT

INDOOR FLOOR DESIGN

Essence Vibrant Rustic Gold - 12"x24"

Essence Vibrant Rustic Gold Mosaic A - 12"x12"

WALL DESIGN

Veneer World Pro LedgeStone Canyon Summer - 6"x24"

**Amplified
creativity.**

Different sizes give life to multiple design solutions. The perfect matchability of Essence with other Landmark porcelain collections and other materials for architecture amplifies the creative possibilities in every context.



PROJECT

OUTDOOR FLOOR DESIGN
Frontier20 Rustic Gold - 24"x24" - 12"x24" - 12"x12"
OUTDOOR WALL DESIGN
Frontier20 Rustic Gold - 24"x24"
Veneer World Pro LedgeStone Canyon Rock - 6"x24"

Long-lasting elegance.

The surfaces of Essence feature an incredible resistance that prevents the porcelain slab from breaking as easily as natural stone. Additionally, they can be manufactured in larger sizes, which is not easily achievable with the inspiration material.



Mariposa Slate

essence
VIBRANT

An authentic reproduction of the slate from Yosemite Valley found in the heart of the Sierra Nevada Gold Country. Gold, red, and brown hues melt in the deep black to bring an authentic and traditional look into contemporary and bold architectural projects.





PROJECT

FLOOR DESIGN

Essence Vibrant Mariposa Slate - 12"x24"

OUTDOOR FLOOR DESIGN

Frontier20 Mariposa Slate - 24"x24"

WALL DESIGN

Essence Vibrant Mariposa Slate Mosaic H - 12"x12"



PROJECT
 FLOOR DESIGN
 Essence Vibrant Mariposa Slate - 12"x24"
 OUTDOOR FLOOR DESIGN
 Frontier20 Mariposa Slate - 24"x24"
 WALL DESIGN
 Essence Vibrant Mariposa Slate Mosaic H - 12"x12"

Total versatility.

Essence porcelain surfaces are exceptionally hygienic and hypoallergenic. They are water and fire resistant and can be easily cleaned with a damp cloth. A combination of quality, durability, ease of maintenance and respect for the environment.



PROJECT
 FLOOR DESIGN
 Essence Vibrant Mariposa Slate - 12"x24"
 OUTDOOR FLOOR DESIGN
 Frontier20 Mariposa Slate - 24"x24"
 WALL DESIGN
 Essence Vibrant Mariposa Slate Mosaic H - 12"x12"

SUSTAINABILITY



RECYCLABLE

Tile can be recycled inside the production process when not fired yet or, once they have finished their life-cycle, can be used as compact base material. On the contrary, many plastic base materials such as vinyl cannot.

SUSTAINABILITY



ECO-FRIENDLY AND SAFE

SUSTAINABILITY



ENERGY EFFICIENT

Tile's inherent thermal mass reduces peak heating and cooling, which helps moderate temperature swings in your home.

HEALTH



NATURAL INGREDIENTS

Tile is made of clays and other naturally-occurring minerals and does not contain chemicals with potential adverse health effects (pvc, voc, formaldehyde, plastic etc...)

SAFETY/DURABILITY



SCRATCH AND DENT RESISTANT

Tile is strong, hard and resistant to most type of scratches. Tile also, being an extremely dense material, doesn't fear any denting damage, like many others flooring materials do.

SAFETY/DURABILITY



FADE AND UV RESISTANT

SUSTAINABILITY



FLOOR HEAT FRIENDLY

SUSTAINABILITY



VERY LONG SERVICE LIFE

Tile when properly installed and maintained can last for decades.

SUSTAINABILITY



COST SAVING OVER TIME

Thanks to its long service life and easy maintenance, porcelain tile is very cost effective over time when compared to flooring products that need to be replaced more frequently.

SAFETY/DURABILITY



RESISTANT TO ACID

SAFETY/DURABILITY



WATER PROOF

Tile is very compact and impervious therefore doesn't absorb. With tile you'll never have to worry about water.

SAFETY/DURABILITY



FIRE PROOF

Tile doesn't burn, melt or give off toxic fumes when exposed to fire.

HEALTH



PREVENT BACTERIA GROWTH

Tile is completely inhospitable to bacteria. That means no mold or mildew, and a healthier home for you.

HEALTH



ZERO ALLERGENES

Tile is both hard and impervious therefore inhospitable to dust mites, bacteria, fungi, mold and other irritants.

HEALTH



ZERO SMOKE DEVELOPMENT

Tile never gives off toxic fumes, even when exposed to fire.

SAFETY/DURABILITY



DOESN'T BEND

Tile is hard and compact.

SAFETY/DURABILITY



PET FRIENDLY

Tile is both dog and cat scratch proof.

SAFETY/DURABILITY



RESISTANT TO FROST

Tile is snow and ice proof.

HEALTH



ZERO FORMALDEHYDE

Formaldehyde is known to lead to an increased incidence of asthma. Tile has zero formaldehyde.

HEALTH



ZERO PVC
ZERO VOC

Tile is completely PVC and VOC (volatile organic compound) free that means a healthier home for you.

HEALTH



PLASTIC FREE

Tiles are free from any PBM (Plastic Base Material) materials used in vinyl and LVT.

EASY CARE



STAIN RESISTANCE

EASY CARE



EASY TO KEEP CLEAN


VERSATILITY



FLOOR AND WALL

Tile is ideal for both floor and wall application indoor and outdoor.

MONTAUK WHITE



Available sizes



24"x48"
MATT
± 0.35" / 9 mm

12"x24"
MATT
± 0.35"

3"x12"
MATT
± 0.35"



12"x24"
GRIP
± 0.35"



12"x24"
VENEER
ATELIER COMBED
± 0.35"



12"x12"
MATT
MOSAIC A
± 0.35"



12"x10"
MATT
MOSAIC D
± 0.35"




8"x10"
MATT + COMBED
MOSAIC CHEVRON 3D
± 0.35"

Color shading



V2

MONTAUK GREY




Available sizes




24"x48"
MATT
± 0.35"

12"x24"
MATT
± 0.35"

3"x12"
MATT
± 0.35"



24"x48"
GRIP
± 0.35" / 9 mm



12"x24"
GRIP
± 0.35"



12"x24"
VENEER
ATELIER COMBED
± 0.35"



12"x12"
MATT
MOSAIC A
± 0.35"



12"x10"
MATT
MOSAIC D
± 0.35"




8"x10"
MATT + COMBED
MOSAIC CHEVRON 3D
± 0.35"

Color shading

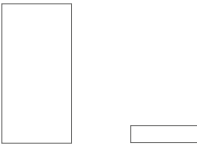


V2

MONTAUK DARK



Available sizes



12"x24"
MATT
± 0.35" / 9 mm

3"x12"
MATT
± 0.35"



12"x12"
MATT
MOSAIC A
± 0.35"




12"x10"
MATT
MOSAIC D
± 0.35"

Color shading



V2

MONTAUK BLACK




Available sizes




24"x48"
MATT
± 0.35"

12"x24"
MATT
± 0.35"

3"x12"
MATT
± 0.35"



24"x48"
GRIP
± 0.35" / 9 mm



12"x24"
GRIP
± 0.35"



12"x24"
VENEER
ATELIER COMBED
± 0.35"



12"x12"
MATT
MOSAIC A
± 0.35"



12"x10"
MATT
MOSAIC D
± 0.35"



8"x10"
MATT + COMBED
MOSAIC CHEVRON 3D
± 0.35"

Color shading



V2

The color of tiles printed in this catalog may differ from actual tiles. Tile color reproductions in this catalog are representative only. Slight tone and shade variations are inherent in porcelain tiles. Before selecting a color, we recommend that you contact your local representative, who will provide you with a sample piece of the requested tile.


This porcelain tile product is manufactured with a V2 shade variation. Remember that the amount of color as well as the texture of each piece may vary from tile to tile. Inspect the product immediately upon delivery and select tiles from many boxes during installation to minimize and blend any possible color difference.

Color Shading






Montauk White
Mosaic A
2"x2" - 12"x12"



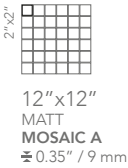
Montauk Grey
Mosaic A
2"x2" - 12"x12"



Montauk Dark
Mosaic A
2"x2" - 12"x12"



Montauk Black
Mosaic A
2"x2" - 12"x12"



12"x12"
MATT
MOSAIC A
± 0.35" / 9 mm



Montauk White
Mosaic D
3.15"x2.8" - 12"x10"



Montauk Grey
Mosaic D
3.15"x2.8" - 12"x10"



Montauk Dark
Mosaic D
3.15"x2.8" - 12"x10"



Montauk Black
Mosaic D
3.15"x2.8" - 12"x10"



12"x10"
MATT
MOSAIC D
± 0.35" / 9 mm



Montauk White
Mosaic Chevron 3D
1.7"x 5.2" - 7.44"x9.9"



Montauk Grey
Mosaic Chevron 3D
1.7"x 5.2" - 7.44"x9.9"





Montauk Black
Mosaic Chevron 3D
1.7"x 5.2" - 7.44"x9.9"




8"x10"
MATT + COMBED
MOSAIC CHEVRON 3D
± 0.35" / 9 mm


TRIM TILES

MATT FINISH


	 BULLNOSE 3"x24"	 COVE BASE 6"x12"
MONTAUK WHITE	●	VISION COLOR STAR WHITE
MONTAUK GREY	●	VISION PEARL
MONTAUK DARK	●	VISION DARK
MONTAUK BLACK	●	VISION COLOR STAR BLACK



Montauk White
Atelier Combed
12"x24"



Montauk Grey
Atelier Combed
12"x24"



Montauk Black
Atelier Combed
12"x24"



12"x24"
VENEER
ATELIER COMBED
± 0.35" / 9 mm

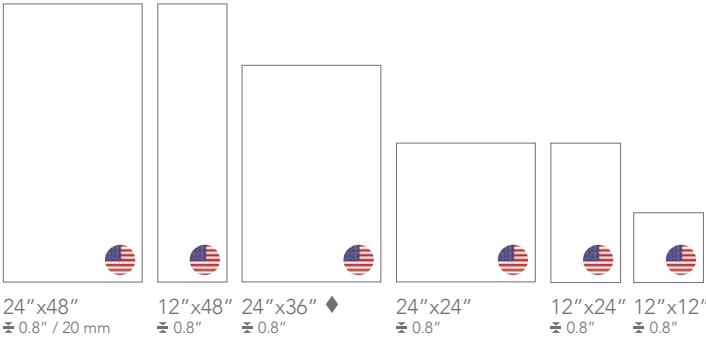


COLORED BODY PORCELAIN PAVERS - Rectified Monocaliber MATT FINISH

MONTAUK WHITE




Available sizes



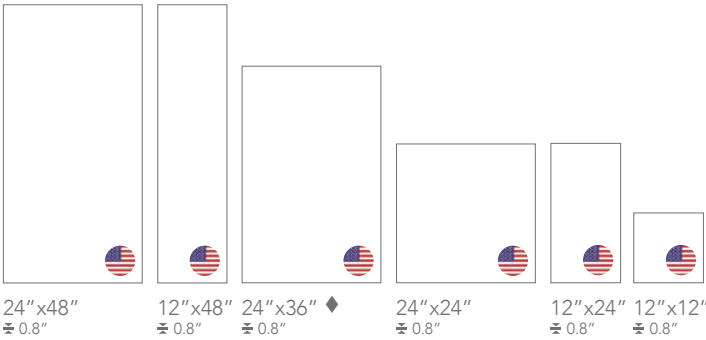
Color shading



MONTAUK GREY



Available sizes



Color shading



The color of tiles printed in this catalog may differ from actual tiles. Tile color reproductions in this catalog are representative only. Slight tone and shade variations are inherent in porcelain tiles. Before selecting a color, we recommend that you contact your local representative, who will provide you with a sample piece of the requested tile.


This porcelain tile product is manufactured with a V2 shade variation. Remember that the amount of color as well as the texture of each piece may vary from tile to tile. Inspect the product immediately upon delivery and select tiles from many boxes during installation to minimize and blend any possible color difference.

Color Shading

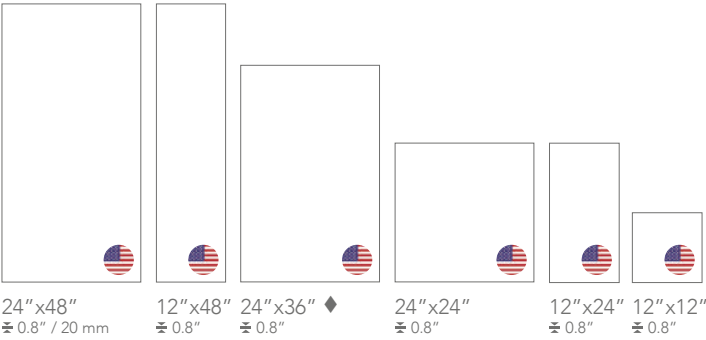


COLORED BODY PORCELAIN PAVERS - Rectified Monocaliber MATT FINISH

MONTAUK BLACK



Available sizes



Color shading



♦ NOTE: 24"x36" is sold as mix (24"x36" + 12"x24") along with 12"x24". The two sizes are palletized on the same pallet and sold together.

RECOMMENDED USE

Essence Refined matt finish is recommended for indoor floors, walls, countertops, and outdoor walls in commercial and residential applications. The use of Essence Refined matt finish is not recommended for outdoor floors (for that application use Grip finish or Frontier20). Landmark recommends an offset no greater than 30%, if a staggered pattern is required for tiles of 20" inches or longer. Landmark recommends the use of leveler for a proper installation.


CARE AND MAINTENANCE

Do not apply any wax or sealer to the product after installation. Regular cleaning is the best way to keep tiles looking good. Use clean, hot water (add household cleaner for more aggressive cleaning). Rinse thoroughly and dry with a soft cloth to prevent water spots. Please visit lcusa.com. For further information regarding the care and maintenance of Landmark products.

WARRANTY

Landmark guarantees that its products will meet or exceed the performance specifications set out in ANSI A137.1- 2012 and in the performance specifications section of the Landmark general catalog. For more information, please visit our website at lcusa.com.

CALIFORNIA GOLD



Available sizes



12"x24"
MATT
± 0.35" / 9 mm




3"x12"
MATT
± 0.35"

Color shading



V4

RUSTIC GOLD



Available sizes



12"x24"
MATT
± 0.35"




3"x12"
MATT
± 0.35"

Color shading



V4

MARIPOSA SLATE



Available sizes



12"x24"
MATT
± 0.35" / 9 mm



3"x12"
MATT
± 0.35"

Color shading



V4



12"x12"
MATT
MOSAIC A
± 0.35"



12"x12"
MATT
MOSAIC H
± 0.35"



12"x12"
MATT
MOSAIC A
± 0.35"



12"x12"
MATT
MOSAIC H
± 0.35"



12"x12"
MATT
MOSAIC A
± 0.35"



12"x12"
MATT
MOSAIC H
± 0.35"

The color of tiles printed in this catalog may differ from actual tiles. Tile color reproductions in this catalog are representative only. Slight tone and shade variations are inherent in porcelain tiles. Before selecting a color, we recommend that you contact your local representative, who will provide you with a sample piece of the requested tile.

This porcelain tile product is manufactured with a V4 shade variation. Remember that the amount of color as well as the texture of each piece may vary from tile to tile. Inspect the product immediately upon delivery and select tiles from many boxes during installation to minimize and blend any possible color difference.

SIZES 12"x24" / 12"x12" / 3"x12"

MATT FINISH

Color Shading



UNIFORM APPEARANCE



SLIGHT VARIATION



MODERATE VARIATION



SUBSTANTIAL VARIATION




California Gold
Mosaic A
2"x2" - 12"x12"




Rustic Gold
Mosaic A
2"x2" - 12"x12"




Mariposa Slate
Mosaic A
2"x2" - 12"x12"



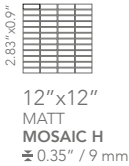
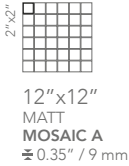
California Gold
Mosaic H
2.83"x0.9" - 12"x12"



Rustic Gold
Mosaic H
2.83"x0.9" - 12"x12"





Mariposa Slate
Mosaic H
2.83"x0.9" - 12"x12"



TRIM TILES

MATT FINISH


	 BULLNOSE 3"x24"	 COVE BASE 6"x12"
CALIFORNIA GOLD	●	VISION DARK
RUSTIC GOLD	●	
MARIPOSA SLATE	●	




PROJECT
INDOOR FLOOR DESIGN
Essence Vibrant Rustic Gold - 24"x24"
Essence Vibrant Rustic Gold Mosaic A - 12"x12"
OUTDOOR FLOOR DESIGN
Frontier20 Rustic Gold - 24"x24" - 12"x24" - 12"x12"

COLORED BODY PORCELAIN PAVERS - Rectified Monocaliber MATT FINISH


CALIFORNIA GOLD




Available sizes



24" x 24"
± 0.8" / 20 mm



12" x 24"
± 0.8"



12" x 12"
± 0.8"


Color shading




RUSTIC GOLD




Available sizes



24" x 24"
± 0.8"



12" x 24"
± 0.8"



12" x 12"
± 0.8"

Color shading



The color of tiles printed in this catalog may differ from actual tiles. Tile color reproductions in this catalog are representative only. Slight tone and shade variations are inherent in porcelain tiles. Before selecting a color, we recommend that you contact your local representative, who will provide you with a sample piece of the requested tile.

This porcelain tile product is manufactured with a V4 shade variation. Remember that the amount of color as well as the texture of each piece may vary from tile to tile. Inspect the product immediately upon delivery and select tiles from many boxes during installation to minimize and blend any possible color difference.

Color Shading



V1

UNIFORM APPEARANCE



V2

SLIGHT VARIATION



V3

MODERATE VARIATION




V4

SUBSTANTIAL VARIATION

COLORED BODY PORCELAIN PAVERS - Rectified Monocaliber MATT FINISH

MARIPOSA SLATE



Available size



24" x 24"
± 0.8" / 20 mm

Color shading



RECOMMENDED USE

Essence Vibrant matt finish is recommended for indoor floors, walls, countertops, and outdoor walls in commercial and residential applications. The use of Essence Vibrant matt finish is not recommended for outdoor floors (for that application use Grip finish or Frontier20). Landmark recommends an offset no greater than 30%, if a staggered pattern is required for tiles of 20" inches or longer. Landmark recommends the use of leveler for a proper installation.

CARE AND MAINTENANCE

Do not apply any wax or sealer to the product after installation. Regular cleaning is the best way to keep tiles looking good. Use clean, hot water (add household cleaner for more aggressive cleaning). Rinse thoroughly and dry with a soft cloth to prevent water spots. Please visit lcusa.com. For further information regarding the care and maintenance of Landmark products.













WARRANTY

Landmark guarantees that its products will meet or exceed the performance specifications set out in ANSI A137.1- 2012 and in the performance specifications section of the Landmark general catalog. For more information, please visit our website at lcusa.com.

essence

PORCELAIN PERFORMANCE DATA

COLORED BODY PORCELAIN - Rectified Monocaliber

PHYSICAL PROPERTIES	TEST ASTM	NORTH AMERICAN STANDARD A137.1* / A137.3*	PORCELAIN TILES (REF A137.1)	PORCELAIN GRIP TILES (REF A137.1)	PORCELAIN PAVERS FRONTIER20 (REF A137.3)	PORCELAIN VENEERS VENEER WORLD (REF A137.1)
			RESULTS	RESULTS	RESULTS	RESULTS
 Water absorption *	C373	≤ 0.5%	COMPLY WITH ANSI A137.1	COMPLY WITH ANSI A137.1	COMPLY WITH ANSI A137.3	COMPLY WITH ANSI A137.1
 DCOF Average dynamic coefficient of friction **	ANSI A.326.3	As reported	IW - Interior, Wet	EW - Exterior, Wet	EW - Exterior, Wet	NOT APPLICABLE
 Skid Resistance	EN 16165 (EX DIN 51097)	-	-	A+B+C	A+B+C	NOT APPLICABLE
	EN 16165 (EX DIN 51130)			R11	R11	
 Resistance to freeze/thaw cycling *	C1026	As reported	RESISTANT	RESISTANT	RESISTANT	RESISTANT
 Resistance to thermal shock	C484	As reported	RESISTANT	RESISTANT	RESISTANT	RESISTANT
 Warpage (edge)	C485	Warpage ± 0.4% or ± 0.05 in	COMPLY WITH ANSI A137.1	COMPLY WITH ANSI A137.1	COMPLY WITH ANSI A137.3	COMPLY WITH ANSI A137.1
 Warpage (diagonal)	C485	Warpage ± 0.4% or ± 0.07 in	COMPLY WITH ANSI A137.1	COMPLY WITH ANSI A137.1	COMPLY WITH ANSI A137.3	COMPLY WITH ANSI A137.1
 Wedging	C502	± 0.25% or ± 0.03 in	COMPLY WITH ANSI A137.1	COMPLY WITH ANSI A137.1	COMPLY WITH ANSI A137.3	COMPLY WITH ANSI A137.1
 Chemical resistance	C650	As reported	UNAFFECTED	UNAFFECTED	UNAFFECTED	UNAFFECTED
 Resistance to stain	C1378	As reported	UNAFFECTED	UNAFFECTED	UNAFFECTED	UNAFFECTED
 Thickness	C499	Range: 0.04 in	COMPLY WITH ANSI A137.1	COMPLY WITH ANSI A137.1	COMPLY WITH ANSI A137.3	COMPLY WITH ANSI A137.1
 Breaking strength	C648	250 lbf or greater	COMPLY WITH ANSI A137.1	COMPLY WITH ANSI A137.1	-	COMPLY WITH ANSI A137.1
	C1050	2000 lbf	-	-	COMPLY WITH ANSI A137.3	-
 Module of Rapture	C1050	5000 psi	-	-	COMPLY WITH ANSI A137.3	-

* Average values referred to our production and related to the matt finish of the product.

** As far as values relating to the matt finish of the product and to tests carried out by certified external laboratories whose results are available upon request at Headoffice, we are willing to check the lot you are interested in purchasing.

- Be sure to use tiles belonging to the same caliber.
- Test results are available on request.
- The information provided can be subject to change. Please refer to **lcusa.com** for the latest, most accurate and up-to-date information.



Landmark Ceramics - UST, Inc.

1427 N. Main Street

Mount Pleasant, TN 38474

Tel. 931.325.5700

lcusa.com

LEARN MORE ABOUT

