



spirit  
ESSENTIAL NATURE

 **LANDMARK**  
CERAMICS



"Wood" is a gathering of porcelain tile collections that reflect various natural wood essences. Floor and wall surfaces accurately reproduce the touch and look of the natural material matching different interior decoration styles. The authentic texture and feel of natural wood combines with the excellent technical characteristics of landmark porcelain tile that guarantees optimal performance in every intended use both residential and commercial.

## A new **landmark** in the ceramic industry

Landmark Ceramics is an American company, based in Tennessee that has set out to research, manufacture and sell top quality porcelain ceramics in North America, taking advantage of the proven experience of the Gruppo Concorde, an international leader in the sector. Technological innovation, market presence, attention to detail, the welfare of people and the environment, efficient service and a thorough product range make Landmark a new benchmark in the North American market for those who are looking for a reliable partner for any building and architecture project using US made top quality porcelain tiles.

# spirit

## ESSENTIAL NATURE

Contemporary and minimalist, Spirit inspires ambients with a modern and authentic mood, reflecting the original soul of natural wood. Delicate veins and refined graphics add to any space a simple elegance that doesn't change over time thanks to superior technical performances of the best porcelain tiles.

LEARN MORE ABOUT







minimal lightness

emotional landscape

chic walnut

sober chestnut

old maple

elegant oak

natural  
embrace



natural chic





# essential elegance

Thanks to the **refined elegance** of its nuances, Spirit can easily be used both by itself or combined with **other kinds of materials and surfaces**, granting to any space a balanced design and timeless beauty.

## PROJECT

### FLOOR DESIGN

Spirit Walnut - 8"x40"

### WALL DESIGN


Spirit Walnut - 8"x40"

### COUNTER

Charme Lux Veined Statuario - 11.61"x23.23"

Charme Lux Veined Statuario Mosaic D - 11.61"x 11.61"





**PROJECT**  
 FLOOR DESIGN  
 Spirit Walnut - 8"x40"  
 WALL DESIGN  
 Spirit Walnut - 8"x40"  
 COUNTER  
 Charme Lux Veined Statuario - 11.61"x23.23"







# minimalist lightness

Spirit interprets the **natural appeal** of wood with **modern elegance**. With Spirit it is possible to decorate **floors and walls** with a refined aesthetic, dressing residential and commercial spaces with style.

## PROJECT

### FLOOR DESIGN

Spirit Sober Chestnut - 8"x40"

Vision Dove - 24"x24"

### WALL DESIGN

Spirit Sober Chestnut - 8"x40"

Soul Tartan Delicate - 24"x24"

Vision Dove - 24"x24"

### COUNTER

Vision Dove - 24"x24"





## PROJECT

### FLOOR DESIGN

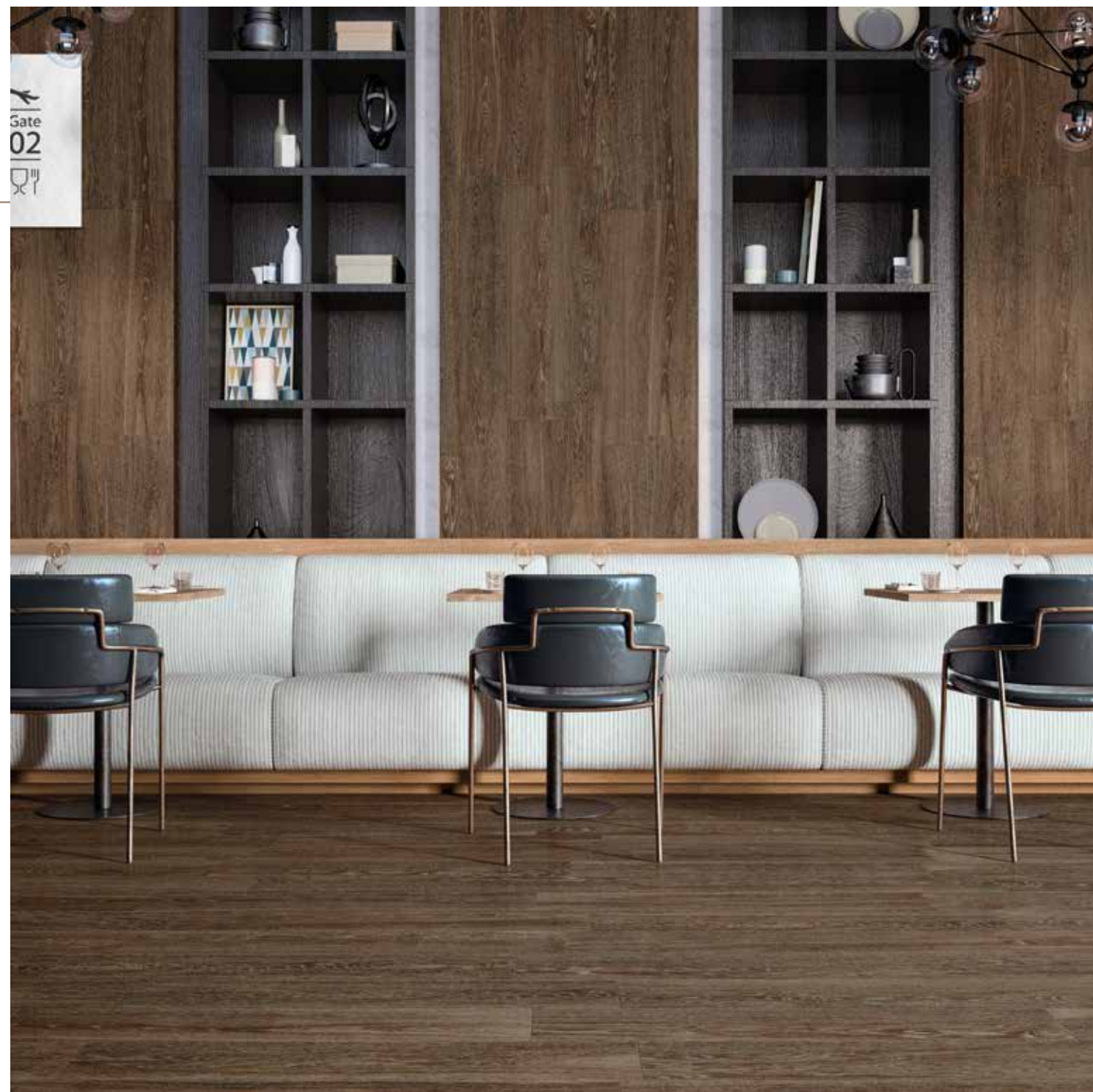
Spirit Sober Chestnut - 8"x40"

Vision Dove - 24"x24"

### WALL DESIGN

Spirit Sober Chestnut - 8"x40"

Vision Dove - 24"x24"





## PROJECT

### FLOOR DESIGN

Spirit Old Maple - 8"x40"

### WALL DESIGN

Spirit Old Maple - 8"x40"

Infinity Absolute - 12"x24"

Infinity Sky Wall B - 12"x24"

KITCHEN ISLAND

Infinity Sky - 12"x24"

# intimate habits

Thanks to its **soft and warm color palette**, Spirit is the ideal solution for welcoming and relaxing ambients where to feel like at home.







#### PROJECT

FLOOR DESIGN

Spirit Old Maple - 8"x40"

WALL DESIGN

Spirit Old Maple - 8"x40"

Infinity Absolute - 12"x24"

Infinity Sky Wall B - 12"x24"

KITCHEN ISLAND

Infinity Sky - 12"x24"





#### PROJECT

FLOOR DESIGN

Spirit Elegant Oak - 8"x40"

WALL DESIGN

Spirit Elegant Oak - 8"x40"

Infinity Cosmos - 12"x24"

## modern freedom

**Strong and durable**, but also easy to clean and maintain, Spirit is ideal for any application, both **residential and commercial**, for floors and walls.





**PROJECT**  
 FLOOR DESIGN  
 Spirit Elegant Oak - 8"x40"  
 WALL DESIGN  
 Spirit Elegant Oak - 8"x40"  
 Infinity Cosmos - 12"x24"





## PROJECT

INDOOR FLOOR DESIGN

Spirit Old Maple - 8"x40"

OUTDOOR FLOOR DESIGN

Frontier20 Sky (20mm) - 24"x24"

WALL DESIGN

Spirit Old Maple - 8"x40"

Charme Lux Graphite Dark - 11.61"x23.23"

Charme Lux Veined Statuario

Border - 1.88"x23.23"

# authentic elegance

Thanks to the combination of **pleasant graphics and soft texture**, Spirit keeps all the **beauty and realism**, and therefore **elegance and personality** of the natural wood.







**PROJECT**

INDOOR FLOOR DESIGN

Spirit Old Maple - 8"x40"

WALL DESIGN

Spirit Old Maple - 8"x40"

Charme Lux Graphite Dark - 11.61"x23.23"





# spirit

COLORED BODY PORCELAIN TILE

MATT FINISH

FEATURES AND BENEFITS



**FADE  
RESISTANT**

stable chromatically  
over time



**DOESN'T  
BEND**

hard and  
compact



**ECO-FRIENDLY  
AND SAFE**



**PET  
FRIENDLY**

dog and cat  
scratch proof



**RESISTANT  
TO FROST**

snow and ice  
proof



**FLOOR HEAT  
FRIENDLY**



**RESISTANT  
TO ACID**



**EASY TO  
KEEP CLEAN**

**VOC  
FREE**

**NO VOC**

volatile organic  
compound



**WATER  
PROOF**

doesn't  
absorb



**FIRE  
PROOF**

doesn't burn  
or smoke



ELEGANT OAK



Available size

8"x40"  
± 0.35" / 9 mm

Color shading



V2

OLD MAPLE



Available size

8"x40"  
± 0.35"

Color shading



V2

CHIC WALNUT



Available size

8"x40"  
± 0.35"

Color shading



V2

SOBER CHESTNUT



Available size

8"x40"  
± 0.35"

Color shading



V2

The color of tiles printed in this catalog may differ from actual tiles. Tile color reproductions in this catalog are representative only. Slight tone and shade variations are inherent in porcelain tiles. Before selecting a color, we recommend that you contact your local representative, who will provide you with a sample piece of the requested tile.

This porcelain tile product is manufactured with a V2 shade variation. Remember that the amount of color as well as the texture of each piece may vary from tile to tile. Inspect the product immediately upon delivery and select tiles from many boxes during installation to minimize and blend any possible color difference.

Color Shading

V1

UNIFORM APPEARANCE

V2

SLIGHT VARIATION

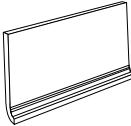
V3

MODERATE VARIATION

V4

SUBSTANTIAL VARIATION



	<div><div>COVE BASE</div><div></div><div>6"x12"</div></div>
ELEGANT OAK	•
OLD MAPLE	•
CHIC WALNUT	•
SOBER CHESTNUT	•

INFORMATION

RECOMMENDED USE












Spirit is recommended for indoor floors, walls, countertops, and outdoor walls in commercial and residential application. The use of Spirit is not recommended for outdoor application or horizontal exterior surfaces. Landmark recommends an offset no greater than 30%, if a staggered pattern is required for tiles of 20” inches or longer. Landmark recommends the use of leveler for a proper installation.

CARE AND MAINTENANCE

Do not apply any wax or sealer to the product after installation. Regular cleaning is the best way to keep Spirit tiles looking good. Use clean, hot water (add household cleaner for more aggressive cleaning). Rinse thoroughly and dry with a soft cloth to prevent water spots. Please visit [lcusa.com](#). For further information regarding the care and maintenance of Landmark products.

WARRANTY

Landmark guarantees that its products will meet or exceed the performance specifications set out in ANSI A137.1- 2012 and in the performance specifications section of the Landmark general catalog. For more information, please visit our website at [lcusa.com](#).

PHYSICAL PROPERTIES	TEST ASTM	NORTH AMERICAN STANDARD A137.1*	RESULTS
 Water absorption *	C373	≤ 0.5%	COMPLY WITH ANSI A137.1
 DCOF Average dynamic coefficient of friction **	ANSI A.326.3	As reported	IW - Interior, Wet
 Resistance to freeze/thaw cycling *	C1026	As reported	RESISTANT
 Resistance to thermal shock	C484	As reported	RESISTANT
 Warpage (edge)	C485	Warpage ± 0.75% or ± 0.09 in	COMPLY WITH ANSI A137.1
 Warpage (diagonal)	C485	Warpage ± 0.5% or ± 0.08 in	COMPLY WITH ANSI A137.1
 Wedging	C502	± 0.5% or ± 0.08 in	COMPLY WITH ANSI A137.1
 Chemical resistance	C650	As reported	UNAFFECTED
 Resistance to stain	C1378	As reported	UNAFFECTED
 Breaking strength	C648	250 lbf or greater	COMPLY WITH ANSI A137.1
 Thickness	C499	Range: 0.01 in	COMPLY WITH ANSI A137.1

\* Average values referred to our production and related to the matt finish of the product.  
\*\* As far as values relating to the matt finish of the product and to tests carried out by certified external laboratories whose results are available upon request at Headoffice, we are willing to check the lot you are interested in purchasing.  
- Be sure to use tiles belonging to the same caliber.  
- Test results are available on request.  
- Landmark tiles can be slippery when wet. We recommend to make sure that the surface is always dry.  
- The information provided can be subject to change. Please refer to [lcusa.com](#) for the latest, most accurate and up-to-date information.





**Landmark Ceramics - UST, Inc.**

1427 N. Main Street  
Mount Pleasant, TN 38474

---

Tel. 931.325.5700

[www.lcusa.com](http://www.lcusa.com)

LEARN MORE ABOUT

